

**Before installing iWitness or iWitnessPRO, please ensure the Microsoft User Account Control setting is turned OFF.**

In many instances, the Microsoft User Account Control (UAC) causes problems with the iWitness and iWitnessPRO “updating” of the Local Camera Database.

The following slides instruct how to turn the UAC off in Windows 7.

**NOTE:** The dialog boxes are somewhat different for the Microsoft Vista operating system, but still easy enough to change via the Control Panel.

For XP users, this process does not apply and can be ignored.

## Turning “User Account Control” OFF in Windows 7



NOTE: in Vista, to turn User Account Control OFF, the dialog is slightly different, consisting of a radio button to turn UAC “off”.

Control Panel > User Accounts and Family Safety >

Control Panel Home

System and Security

Network and Internet

Hardware and Sound

Programs

• **User Accounts and Family Safety**

Appearance and Personalization

Clock, Language, and Region

Ease of Access



**User Accounts**

[Change your account picture](#)

[Add or remove user accounts](#)

[Change your Windows password](#)



**Parental Controls**

[Set up parental controls for any user](#)



**Windows CardSpace**

[Manage Information Cards that are used to log on to online services](#)




**Credential Manager**

[Manage Windows credentials](#)







**Mail (32-bit)**




Control Panel Home

- Manage your credentials
- Create a password reset disk
- Link online IDs
- Configure advanced user profile properties
- Change my environment variables

### Make changes to your user account

- [Create a password for your account](#)
- [Change your picture](#)
-  [Change your account name](#)
-  [Change your account type](#)
-  [Manage another account](#)
-  [Change User Account Control settings](#)



Windows 7  
Administrator

- Control Panel Home
- Manage your credentials
- Create a password reset disk
- Link online IDs
- Configure advanced user profile properties
- Change my environment variables

### Make changes to your user account

- Create a password for your account
- Change your picture
- Change your account name
- Change your account type
- Manage another account
- Change User Account Control settings



Windows 7  
Administrator




#### User Account Control Settings

Choose when to be notified about changes to your computer

User Account Control helps prevent potentially harmful programs from making changes to your computer.  
[Tell me more about User Account Control settings](#)

Always notify



Never notify

**Never notify me when:**

- Programs try to install software or make changes to my computer
- I make changes to Windows settings

**i** Not recommended. Choose this only if you need to use programs that are not certified for Windows 7 because they do not support User Account Control.

OK Cancel

